






Leaders In Gas Regulation For Sterile Blanketing Applications

Product Range	Steriflow and Equilibar Clean Gas Regulating Valves for Stainless or Single-Use Vessels				
	Back Pressure Regulating Valves (BPRV)				
	JSBLP	JSBLFLP	MK958	Equilibar FD	Equilibar SD
Photos					
Available Connections	Tri-Clamp and Tube Weld Ends to ASME BPE, DIN or ISO NPT; CF for Tube Fittings			Tri-Clamp to ASME BPE, DIN or ISO	Hose Barb (Single-Use Product)
Available Sizes	1/2" (DN15) 3/4" (DN20)	3/8" (DN10) 1/2" (DN15) 3/4" (DN20)	3/4" (DN20) 1" (DN25) 1-1/2" (DN 40) 2" (DN 50)	6 Sizes between 1/2" (DN15) and 3" (DN80)	6 Sizes between 1/8" (DN6) and 1" (DN25)
Cv (Kv)	0.5 (0,43) 0.8 (0,69)	0.5 (0,043) 0.15 (0,13) 0.25 (0,216) 0.35 (0,303)	Contact factory for CV is required	6 Cv's (Kv) between 1 (0,86) and 36 (31,1)	6 Cv's (Kv) between 0.06 (0,05) and 7.0 (6,0)
Flow Range (performance varies with inlet pressure and set point)	Use SVCV sizing program		170 to 10817 Lpm 6 - 382 SCFM	Flows at above Cv's Determined from sizing	
Ideal Setpoint Range	1 - 50 psi (0,07 - 3,45 bar)	2 - 40 psi (0,14 - 2,75)	2 in wc - 5 psi (4,95 - 345 mbar)	Inches Wc to 90 psi (6 bar)	Inches Wc to 15 psi (1 bar)
Sizing Method	Sizing Program			Factory sizing	Factory Sizing